


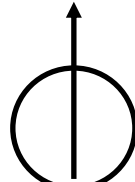







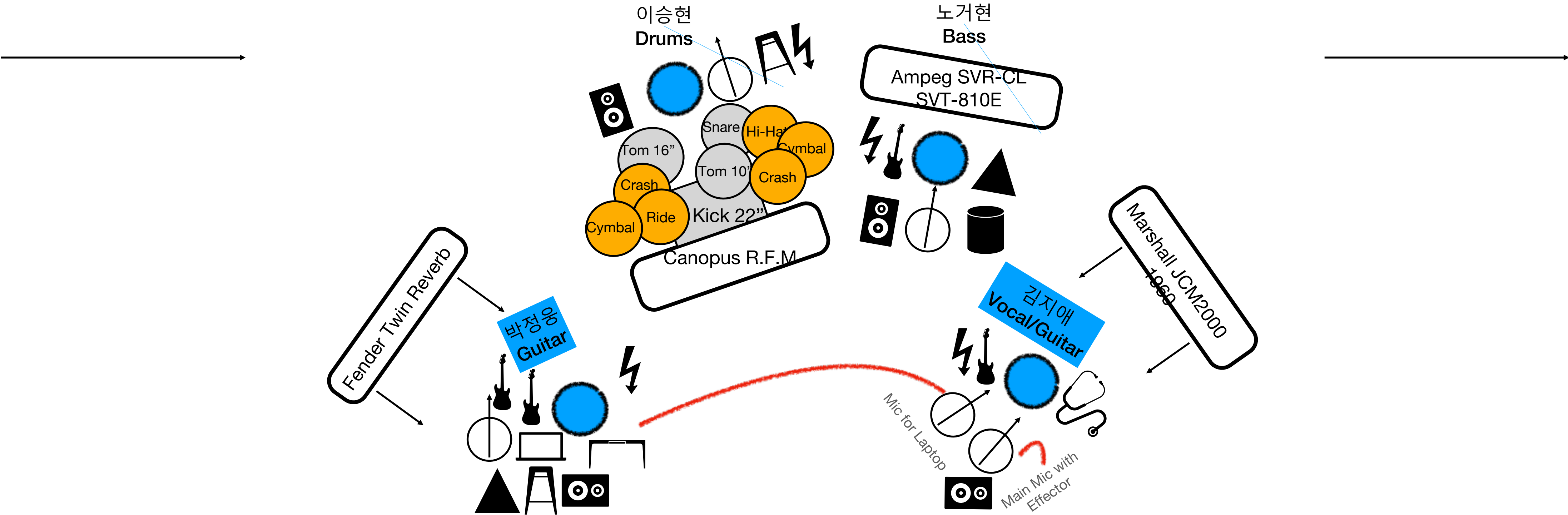


Dabda Technical Rider - Stage

Management : 김민규 / 010-8979-1732  
Member : 이승현 / 010-5161-2018  
노거현 / 010-9797-2465

Member	Wedge Monitor	In-Ear Monitor	Mic/Stand	Guitar Stand	Keyboard Stand	Electricity	Laptop	Table	Direct Box	SPD
										

Screen



무대 상황상 위 배치가 어렵다면 앰프 위치만 조정해주시면 감사하겠습니다.

Floor

Dabda Technical Rider - Input List

SECTION	CH	INSTRUMENT	Microphone / DI	STAND / INPUT
Drums : 이승현	1	22” KICK IN	AUDIOTECHNICA ATM25	SHORT T
	2	22” KICK OUT	AKG D12 VR	SHORT T
	3	14” SNARE TOP	BEYERDYNAMIC M201TG	SHORT T
	4	14” SNARE BOTTOM	SHURE 57	SHORT T
	5	10” RACK TOM	EARTHWORKS DM20	CLIP
	6	16” FLOOR TOM	EARTHWORKS DM20	CLIP
	7	HI-HAT	AKG C451B	SHORT T
	8	OVERHEAD L	AKG C414 ULS	LONG T
	9	OVERHEAD R	AKG C414 ULS	LONG T
	10	Chorus Microphone	Shure AD2/Beta 58	
Vocal / Guitar : 김지애	11	GUITAR Amp	SENNHEISER E906	SHORT T
	12	1st Mic - Vocal Effector	sE V7 or Shure SM58 /RADIAL J48 Stereo DI	LONG T / XLR Stereo
	13			
		2nd Mic - Vocoder	sE V7 or Shure SM58 /To Jung Woong's Audio Interface	LONG T / XLR Mono
Guitar : 박정웅	14	GUITAR Amp	SENNHEISER E906	SHORT T
	15	Chorus Microphone	Shure AD2/Beta 58	LONG T
	16	Vocoder / Audio Interface	From 2nd Mic / RADIAL J48 Stereo DI	TRS Stereo (OUT
	17			
Bass/Chorus : 노거현	18	BASS DI	NEVE RNDI	MONO XLR
	19	BASS Amp	Electro-Voice RE20	SHORT T
	20	Chorus Microphone	Shure AD2/Beta 58	LONG T
	21-22	Yamaha SPD	RADIAL J48 Stereo DI	Cymbal Stand

저희가 선호하는 장비를 기재하였습니다. 무대 상황에 맞도록 조정이 가능합니다.  
보컬 이펙터와 보코더의 인풋과 아웃풋을 신경써주시면 감사하겠습니다.

Dabda Technical Rider - Instrument & Equipment

Member	요청 Instrument / Equipment	요청 Cable/Acc/Etc	지참	Note
이승현 (Drums)	<ul style="list-style-type: none"><li>- Drums : Canopus R.F.M (also Pearl Masterworks) 22’ Kick, 10’ Tom, 16’ Tom</li><li>- Wedge Monitor</li><li>- Mic, Stand</li></ul>	<ul style="list-style-type: none"><li>- Cymbal Stand 5ea</li><li>- Hi-Hat Stand DW 5000</li><li>- Need 2 Electricity</li><li>- Drum Stool(Round)</li></ul>	<ul style="list-style-type: none"><li>- Snare</li><li>- Kick Pedal</li><li>- Ride</li><li>- Crash 4ea (include Splash, Stack Cymbal)</li><li>- Hi-Hats</li></ul>	<ul style="list-style-type: none"><li>- 12인치 탐, 스네어, 모든 심벌, 하이햇, 킥 페달은 제거해주시면 감사하겠습니다. 지참하는 악기와 장비로 교체하겠습니다.</li><li>- 드럼 의자는 라운드형으로 부탁드립니다.</li></ul>
김지애 (Vocal/Guitar)	<ul style="list-style-type: none"><li>- Guitar Amp : Marshall JCM2000 DSL100</li><li>- Mic 2ea, Stand 2ea (Connected one with Jung Woong’s Audio Interface)</li><li>- In-Ear Monitor</li><li>- Wedge Monitor</li></ul>	<ul style="list-style-type: none"><li>- Need 2 Electricity</li><li>- Guitar Stand 1ea</li></ul>	<ul style="list-style-type: none"><li>- Electric Guitar 1ea</li><li>- Main Vocal Mic 1ea</li><li>- Guitar Pedal Board</li><li>- Vocal Effector</li><li>- In-Earphone</li></ul>	<ul style="list-style-type: none"><li>- 메인 보컬 마이크는 보컬 이펙터로 들어갑니다. (Mono XLR In, Stereo XLR Out)</li><li>- 서브 보컬 마이크는 정웅의 오디오 인터페이스로 들어갑니다. (Mono XLR in, Stereo TRS Out)</li></ul>
박정웅 (Guitar)	<ul style="list-style-type: none"><li>- Guitar Amp : Fender Twin Reverb</li><li>- Wedge Monitor</li><li>- Mic, Stand</li><li>- Stereo DI for Audio Interface</li></ul>	<ul style="list-style-type: none"><li>- Need 3 Electricity</li><li>- Guitar Stand 2ea</li><li>- Keyboard Stand</li><li>- Laptop Stand &amp; Table</li></ul>	<ul style="list-style-type: none"><li>- Electric Guitar 2ea</li><li>- Guitar Pedal Board</li><li>- Laptop &amp; Audio Interface</li><li>- Midi Keyboard</li><li>- Tambourine</li></ul>	<ul style="list-style-type: none"><li>- 지애의 서브 보컬 마이크를 오디오 인터페이스로 받아 보코더로 사용합니다.</li></ul>
노거현 (Bass/Chorus)	<ul style="list-style-type: none"><li>- Bass Amp : Ampeg SVT-4pro,610HLF</li><li>- DI for Bass Guitar</li><li>- Stereo DI for SPD</li><li>- Mic, Stand</li><li>- Wedge Monitor</li></ul>	<ul style="list-style-type: none"><li>- Need 2 Electricity</li><li>- Guitar Stand 1ea</li></ul>	<ul style="list-style-type: none"><li>- Bass Guitar</li><li>- Pedal Board</li><li>- Yamaha SPD</li></ul>	

Dabda Monitor Volume Request

	Member	Note
	Minimum Volume : 0 (Mute) , Maximum Volume 10	
Drums	이승현	Bass : 4 Drums : 5Jung Woong's Guitar : 5Ji ae's Guitar : 51st Vocal, 2nd Vocal : 5Chorus Vocal : 0
Vocal / Guitar	김지애	Bass : 5Drums : 5Jung Woong's Guitar : 6Ji ae's Guitar : 51st Vocal, 2nd Vocal : 8Chorus Vocal : 2
Guitar	박정웅	Bass : 6 Drums : 5 (Only Kick and Snare)Jung Woong's Guitar : 4Ji ae's Guitar : 61st Vocal, 2nd Vocal : 3Chorus Vocal : 1
Bass	노거현	Bass : 8 Drums : 8 (Only Kick and Snare)Jung Woong's Guitar : 7Ji ae's Guitar : 61st Vocal, 2nd Vocal : 6Chorus Vocal : 6